

Replacing bulbs:

Bulb for turn signal, parking, side marker and standing lamp (21/5 W/32/3 cp):


Loosen plastic nut (4) and remove housing towards the front.

Turn bulb socket (7) with bulb counterclockwise and pull out. Push bulb into socket, turn counterclockwise and remove.

Bulb for high and low beam (Halogen type 9004):

Compress cover (5) at the top and remove upwards. Pull off electrical connector (8). Turn clamping ring (9) counterclockwise and pull out bulb together with clamping ring. Remove bulb.

Insert new bulb (flat side facing up), mount clamping ring (9) (with tab facing down) and turn clockwise. Push electrical connector on securely.



6647

420 SEL, 560 SEL:


Fog lamp bulb (Halogen type H3):

Compress the retaining clip of the cover (6) at the top while removing it upwards. Pull off electrical connector (11). Disengage retaining clip and remove bulb (10). When replacing cover (6), make sure it clicks into place.

Fog Lamp 560 SEC

The bulb for the fog lamp is accessible through the wheel well for the purpose of bulb replacement.

- 1 Vertical adjustment screw for the fog lamp
- 2 Horizontal adjustment screw for the fog lamp




9548

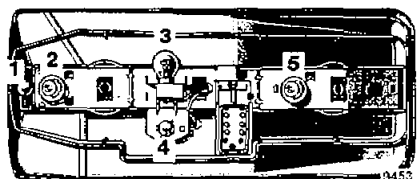
4 Bulb for fog lamp (H3):

Unsnap the bottom of protective cap and remove towards the top. Loosen clip (3) and remove cover.

Unplug electric connector (5). Unhook retaining spring and remove bulb.



9452




9453

Taillamp Assemblies

- 1 Side marker lamp
(10 W/6 cp bulb)
- 2 Turn signal lamp
(21 W/32 cp bulb)
- 3 Stop lamp (21 W/32 cp bulb)
- 4 Tail, parking and standing lamp
(10 W/6 cp bulb)
- 5 Backup lamp
(21 W/32 cp bulb)

Turn both locks in the trunk to the left as far as the stop and detach bulb carrier. To replace the bulbs, depress, turn to the left and remove.




1520

High Mounted Stop Lamp (21 W/32 cp bulb)

To replace the bulb, pull tabs on both sides (arrows) – using a screwdriver – to release cover.

Press bulb down, turn counter-clockwise and remove.



3304

License Plate Lamps (5 W bulb)

Loosen both the securing screws (1), remove lamp and take out bulb.